




platt
Professional cases for business and industry

Engineering Catalog

Inside are the parts and information you need to design the perfect case for your particular needs.

The Platt Story Continues:



The tools Benjamin Platt used are now only historic mementos. He used them as he became the first of three generations of Platts to serve business travelers and intrepid vacationers. 90-some years have passed since he reached Ellis Island, USA, in 1904, fleeing the Czar's heavy-handed sergeants, escaping his involuntary military service to a new life in the New World.

He found it was not a difficult change from cutting leather for Cossack saddle harnesses to shaping fine cowhides into sturdy suitcases and stylish bags. His new creations were well-suited to endure the rough handling that 1920-era trips entailed. Rough roads, rougher treatment were the norm.

If he were to see our plant today, Grandfather Benjamin might regret that we no longer use his reliable leather. But he would quickly appreciate the new materials we use, and understand that today's tough, well-designed cases do just what his early leather luggage did... serve, protect, survive.

We're the company that introduced the first combination locks on luggage.

And the first cushioned handles...

The first to use our own hardware...

The first to mold bowling bags from plastic...

The first to mold plastic end shells on catalog cases, a technology breakthrough at the time...

The first to mold a urethane pallet...

We've evolved through several storefronts near the tanning plants, through a manufacturing plant near the McCormick Place Convention Center to today's present location near Chicago's Midway Airport, convenient for our out-of-town customers.

We don't build them like they used to.

We build them better.

Heavy Duty Cases:



Standard Rib (SR)



Parallel Rib (PR)



No Rib (NR)

Part Number	Styles Available	Size	Min. Ht. Lid/base	Max Ht. Lid/base	Corner Radius	Bumpers Molded in:	Available Wheel & Handle	Shell Molded In: ABS ~ POLY
1210**	SR	12" x9 1/2"	2"	4"	7/8"	NO	NO	YES YES
1411	PR	14 1/4" x 9 1/2"	2"	4 1/2"	7/8"	NO	NO	YES YES
1514	PR	14 1/4" x 13 3/4"	2"	4 1/2"	7/8"	NO	NO	YES YES
1611	PR	16 1/2" x 11 1/4"	2"	4"	7/8"	YES	NO	NO YES
1613	NR	15 3/4" x 13"	2"	4 1/2"	7/8"	NO	NO	YES YES
1712B	PR	17 1/4" x 11 1/4"	2"	5"	7/8"	YES	NO	YES YES
1713	PR	17 1/2" x 13 1/4"	2"	4"	7/8"	YES	NO	YES YES
1813C**	SR	18" x 12 5/8"	2 1/2"	4 1/2"	7/8"	YES	NO	YES YES
1815	OTHER	18 1/4" x 15"	3"	7 1/2"	7/8"	YES	YES	NO YES
1817	SR NR	18" x 17"	2"	5 1/2"	7/8"	NO	NO	YES YES
1913B	PR	18 3/4" x 13"	2"	4"	7/8"	NO	NO	YES YES
2012	PR	20" x 12"	2"	5"	7/8"	YES	NO	YES YES
2014A**	SR NR	19 1/2 x 13 1/4"	2"	4 1/2"	7/8"	NO	YES	NO YES
2014B**	PR	19 1/2 x 13 3/4"	2"	5 1/2"	7/8"	YES	NO	YES YES
2016	PR	19 3/4" x 15 3/4"	2"	4"	7/8"	YES	NO	YES YES
2210	PR	21 3/4" x 9 3/4"	2"	5 1/2"	7/8"	YES	NO	YES YES
2212A	NR	20 3/4" x10 3/4"	2 1/2"	5"	7/8"	NO	NO	YES YES
2212B	NR	20 3/4" x10 3/4"	7"	11"	7/8"	NO	NO	NO YES
2216A**	SR NR	21 1/4" x15 1/4"	2"	4 1/2"	7/8"	NO	YES	NO YES
2216B	SR	21 1/2" x15 1/2"	2 1/2"	5 1/2"	7/8"	YES	NO	YES YES
2218	PR	21 5/8" x17 3/4"	2"	7 1/2"	7/8"	YES	NO	YES YES
2416	PR	23 1/2" x15 1/8"	2"	6"	7/8"	NO	NO	YES YES
2418**	SR NR	23 1/4" x17 1/4"	2"	5 1/2"	7/8"	NO	YES	NO YES
2517	PR	24 1/2" x16 1/2"	2 1/2"	5"	7/8"	YES	NO	YES YES
2820**	SR NR	27 1/4" x19 1/4"	2 1/2"	5 1/2"	7/8"	NO	YES	NO YES
3222	SR	31 1/2" x21 1/2"	2 1/2"	5 1/2"	7/8"	NO	NO	NO YES
410T	OTHER	17 3/4" x14 3/4"	3 1/4"	7" (ONLY)	7/8"	YES	NO	NO YES

For flanged valance, add F after H in valance option (ie: HFM). Flanged valance cases are available with flange only or flange with holes, fixed fasteners, or floating fasteners for panel.

Additional sizes are continually being added. Contact Platt Engineering Department for latest addition(s). *Dimensions ar I.D. and approximate. Actual size will vary based on material used and trim heights. **See Platt Standard Catalog or Engineering Department for stock case availability.

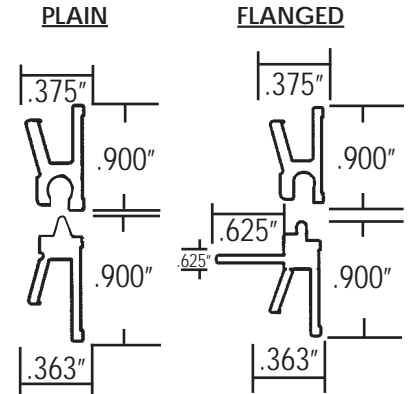
Call 1-800-99 PLATT (997-5288) OR FAX: 1-773-838-2010

Hardware Options:

Valance Options-Heavy Duty

	HM Mill finish gasket
	HMT
	HBT Black with black tape, gasket
	LBT Bronze with black tape, gasket

Heavy Duty Valance Extrusion Profile Drawings:



HAN011
Die-cast chrome
Golf grip



HAN011B
Die-cast black
Golf grip



HAN009
Stitched Vinyl over
steel core Screw on

HAN007 Plain rivet on

HAN008 Black rivet on



HAN018
Molded polyethelene
Rivet on

HAN018B

Black



HAN005
90o Stop
Springloaded in



HIN071
90o Stop
Springloaded
Riivet-on



LOC011



HIN02
Clear anodized aluminum
continuous hinge



HIN02
Black anodized aluminum
continuous hinge



LOC004
Die-cast
chrome
non-lock




LOC005
Die-cast
chrome
key lock

LOC024
Black




LOC018
Die-cast
chrome
non-lock



LOC019
Die-cast
chrome
key-lock



LOC035
Steel
draw-
down for
padlock



HIN 123
Steel nickel-plate
slide-apart hinge



LOC022
Twist-draw
valance-
spanning in
recessed
dish
SMALL



LOC023
Twist-draw valance-
spanning, in recessed
dish LARGE



LOC036
Twist-draw valance-span-
ning, with lock, in
recessed dish LARGE



STA001
Light
Duty



STA002
Heavy
Duty




STU001
Steel nickel-
plate rivet-on




STU001B
Steel black
rivet-on



STU003
Bell Stud
Metal



LOC039
Twist-draw



LOC032
Twist-draw
rivet-on with
provision for
padlock

Other options available, see page 13.

Medium Duty Cases:



Standard Rib (SR)

Parallel Rib (PR)

No Rib (NR)

Soft Molded (SM)

Part Number	Styles Available	Size	Min. Ht. Lid/base	Max Ht. Lid/base	Corner Radius	Bumpers Molded in:	Shell Molding In:	
							ABS	POLY
1208	OTHER	12" x 7 1/2"	1 1/2"	4 3/4"	3/4"	NO	YES	NO
1209	NR SM	12" x 8 1/2"	1 1/2"	4 3/4"	3/4"	NO	YES	NO
1210	SR NR SM	12" x 9 1/2"	1 1/2"	5"	7/8"	NO	YES	YES
1211	OTHER	12 1/4" x 11"	1 1/2"	4 3/4"	7/8"	NO	YES	NO
1411	PR	14 1/4" x 9 1/2"	1 1/2"	5 1/2"	7/8"	NO	YES	YES
1514	PR	14 1/4" x 13 3/4"	1 1/2"	5 1/2"	7/8"	NO	YES	YES
1608	SR NR SM	15 3/4" x 7 3/4"	1 1/2"	4 3/4"	7/16"	YES	YES	NO
1611	PR	16 1/4" x 11"	2"	5"	7/8"	YES	NO	YES
1612	SR NR SM	15 3/4" x 11 3/4"	1 1/2"	4 3/4"	1 3/4"	NO	YES	NO
1613	NR SM	15 3/4" x 13"	1 1/2"	5 1/2"	7/8"	NO	YES	YES
1712A	NR SM	16 1/2" x 11 1/4"	1 1/2"	4 3/4"	7/16"	NO	YES	NO
1712B	PR	17 1/4" x 12 1/2"	2"	6"	7/8"	YES	YES	YES
1713	PR	17 1/2" x 13 1/4"	2"	5"	7/8"	YES	YES	YES
1813A	SR NR SM	17 1/2" x 12 1/2"	1 1/2"	4 3/4"	7/16"	YES	YES	NO
1813C	SR NR	18" x 12 5/8"	2 1/2"	5 1/2"	7/8"	YES	YES	YES
1813D	OTHER	18" x 13"	2"	4"	7/8"	YES	OTHER	
1817	SR NR SM	18" x 17"	2"	6 1/2"	7/8"	NO	YES	YES
1913A	SR NR SM	18 3/4" x 12 1/2"	1 1/2"	4 1/4"	1 3/4"	NO	YES	NO
1913B	PR	19" x 13 1/4"	2"	5"	7/8"	NO	YES	YES
2012	PR	20" x 12"	2"	6"	7/8"	YES	YES	YES
2014A**	SR NR SM	19 1/2" x 13 3/4"	2"	5 1/2"	7/8"	NO	YES	YES
2014B	PR	19 1/4" x 13 1/2"	2"	6 1/2"	7/8"	YES	YES	YES
2016	PR	19 3/4" x 15 3/4"	2"	6"	7/8"	YES	YES	YES
2210	PR	22" x 9 3/4"	2"	6 1/2"	7/8"	YES	YES	YES
2212A	NR SM	20 1/2" x 10 1/2"	2 1/2"	7"	7/8"	NO	YES	YES
2212B	NR SM	20 1/2" x 10 1/2"	7"	11"	7/8"	NO	NO	YES
2216A**	SR NR SM	21 1/2" x 15 1/4"	2"	5 1/2"	7/8"	NO	YES	YES
2216B	SR	21 1/2" x 15 1/2"	2 1/2"	6 1/2"	7/8"	YES	YES	YES
2218	PR	21 3/8" x 17 3/4"	2"	8 1/2"	7/8"	YES	YES	YES
2416	PR	23 1/2" x 15 1/8"	2"	7"	7/8"	NO	YES	YES
2418**	SR NR SM	23 1/4" x 17 1/4"	2"	6 1/2"	7/8"	NO	YES	YES
2517	PR	25" x 16 3/4"	2 1/2"	6"	7/8"	YES	YES	YES
2820	SR NR	27 1/4" x 19 1/4"	2 1/2"	6 1/2"	7/8"	NO	YES	YES

Additional sizes are continually being added. Contact Platt Engineering Department for latest addition(s). *Dimensions are I.D. and approximate. Actual size will vary based on material used and trim heights. **See Platt Standard Catalog or Engineering Department for stock case availability.

Hardware Options:

Valance Options-Medium Duty



MMT
Mill finish with black tape

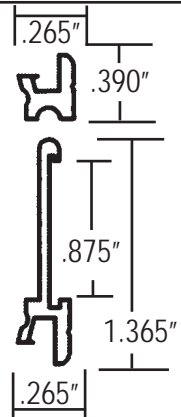


MBT
Black anodized with black tape



MBRT
Bronze anodized with black tape

Medium Duty
Valance
Extrusion
Profile
Drawings:



HAN006
Black plastic with
cushioned grip,
screw-on



HAN018
Molded
Polyethelene
Rivet on



HAN011B
Die-cast black
Golf grip



HAN011
Die-cast chrome
Golf grip



HAN009
Stitched Vinyl over
steel core Screw on



HAN007
Plain rivet on

HAN008



LOC004
Die-cast
chrome
non-lock



LOC005
Die-cast
chrome
key lock



LOC018
Die-cast
chrome
non-lock



LOC019
Die-cast
chrome
key-lock




HIN 011.5
Stainless
Steel hinge



HIN 123
Steel nickel
plate slide-
apart hinge



LOC017
Steel nickel-
plate draw-
down lock



HIN 123
Steel nickel
plate slide-
apart hinge



HIN011
Stainless Steel Continuous Hinge



STU001
Steel nickel-
plate rivet-on



STU001B
Steel black
rivet-on



STU003
Bell Stud
Metal



STA001
Light
Duty



STA002
Heavy
Duty



LOC011
Combo lock black

LOC033

LOC034



HAN020 Molded Plastic. (Must be ordered as a set)



LOC010 Set Line With Combo



LOC009 Set Line No Combo

Other options available, see page 13.

Light Duty Cases:



Standard Rib (SR)

Parallel Rib (PR)

No Rib (NR)



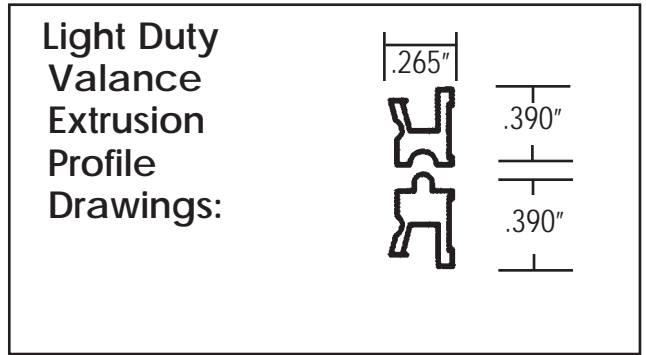

Soft Molded (SM)

Part Number	Styles Available	Size	Min. Ht. Lid/base	Max Ht. Lid/base	Corner Radius	Bumpers Molded in:	Shell Molded In:	
							ABS	POLY
1007**	NR SM	9 1/2" x 6 1/2"	1 1/2"	4"	5/8"	NO	YES	YES
1208	OTHER	12" x 7 1/2"	1 1/2"	3 3/4"	3/4"	NO	YES	NO
1209**	NR SM	12" x 8 1/2"	1 1/2"	3 3/4"	3/4"	NO	YES	NO
1210	SR NR SM	12" x 9 1/2"	1 1/2"	4"	7/8"	NO	YES	YES
1211	OTHER	12 1/4" x 11"	1 1/2"	3 3/4"	7/8"	NO	YES	NO
1411	PR	14 1/4" x 9 1/2"	1 1/2"	4 1/2"	7/8"	NO	YES	YES
1514	PR	14 1/4" x 13 3/4"	1 1/2"	4 1/2"	7/8"	NO	YES	YES
1608	SR NR	15 3/4" x 7 3/4"	1 1/2"	3 3/4"	7/16"	YES	YES	NO
1611	PR	16 1/4" x 11"	2"	4"	7/8"	YES	NO	YES
1612	SR NR SM	15 3/4" x 11 3/4"	1 1/2"	3 3/4"	1 3/4"	NO	YES	NO
1613	NR SM	15 3/4" x 13"	1 1/2"	4 1/2"	7/8"	NO	YES	YES
1712A**	NR SM	16 1/2" x 11 1/4"	1 1/2"	3 3/4"	7/16"	YES	NO	NO
1712B	PR	17 1/4 x 12 1/2"	2"	5"	7/8"	YES	YES	YES
1713	PR	17 1/2 x 13 1/4"	2"	4"	7/8"	YES	YES	YES
1813A**	SR NR SM	17 1/2" x 12 1/2"	1 1/2"	3 3/4"	7/16"	YES	YES	NO
1813C	SR	18" x 12 5/8"	2 1/2"	4 1/2"	7/8"	YES	YES	YES
1813D	OTHER	18" x 13"	2"	3"	7/8"	YES	OTHER	
1817	SR NR SM	18" x 17"	2"	5 1/2"	7/8"	NO	YES	NO
1913A	SR NR SM	18 3/4" x 12 1/2"	2"	3 1/4"	1 3/4"	NO	YES	NO
1913B	PR	19" x 13 1/4"	2"	4"	7/8"	NO	YES	YES
2012	PR	20" x 12"	2"	5"	7/8"	YES	YES	YES
2014A	SR NR SM	19 1/2" x 13 3/4"	2"	4 1/2"	7/8"	NO	YES	NO
2014B	PR	19 1/4" x 13 1/2"	2"	5 1/2"	7/8"	YES	YES	NO
2016	PR	20" x 16"	2"	5"	7/8"	YES	YES	NO
2210	PR	22" x 9 3/4"	2"	5 1/2"	7/8"	YES	YES	YES
2212A	NR SM	20 3/4" x 10 3/4"	2"	6"	7/8"	NO	YES	YES
2216A	SR NR SM	21 3/4" x 15 3/4"	2"	4 1/2"	7/8"	NO	YES	NO
2218	PR	21 3/4" x 17 3/4"	2"	7 1/2"	7/8"	YES	YES	NO
2416	PR	24" x 15 3/4"	2"	6"	7/8"	NO	YES	NO
2418	SR MR SM	24" x 18"	2"	5 1/2"	7/8"	NO	YES	NO
2517	PR	25" x 16 3/4"	2 1/2"	5"	7/8"	YES	YES	NO
2820	SR NR	28" x 20"	2 1/2"	5 1/2"	7/8"	NO	YES	NO

Additional sizes are continually being added. Contact Platt Engineering Department for latest addition(s). *Dimensions are I.D. and approximate. Actual size will vary based on material used and trim heights. **See Platt Standard Catalog or Engineering Department for stock case availability.

Hardware Options:

Valance Options-Light Duty



HIN02

Other options available, see page 13.

Guardisman® ATA Cases:

Platt's Patented Guardisman ATA Reusable Shipping Containers are built to exceed the exacting ATA shipping requirements. They have been tested and approved to ATA 300 specs.

They're constructed from an *ultra-durable (yet light-weight) polyethylene material* with your choice of six standard colors. They're *line bent to assure uniform thickness and unsurpassed strength*. By using polyethylene, these cases are *up to 50% lighter* than traditional wood transit cases, and because they are bent instead of formed, all corners and edges are the same thickness as the rest of the case, thereby eliminating the traditional weak spots associated with other materials.




Polyethylene can be stored in any environment from -40o to 140o, and is unaffected by all common industrial solvents. Plus, our bent aluminum continuous framing system provides the ultimate in strength, and attractive appearance. Our valance system has a gasket for water/dust resistance. Platt uses completely recessed hardware which further resists damage in transit, and can be furnished with

combination locks or key locks in the latches.

Cases can be lined with foam, or have interiors to meet your requirements.

Platt's Engineering Department will assist you in the design of your Guardisman ATA case.



Available in black, blue, gray, green, yellow and orange. Other colors may be available with minimum quantities.

HARDWARE OPTIONS



CAST01
2" Wheel
Swivel caster



HDW007
Steel
Nickelplate,
Rivet-on



LOC022
Twist-draw
valance
spanning in
recessed dish
SMALL



HAN 005
90° Stop Springloaded
in recessed dish



CAST02
2 1/2" Wheel
Fixed caster



STU001
Steel
Nickelplate
Rivet-on




LOC023
Twist-draw
valance-
spanning, in
recessed dish
LARGE



HAN 017
90° Stop Springloaded
Rivet-on



CAST03
2 1/2" Wheel



HIN123
Steel
Nickelplate
slide-apart
hinge



LOC036
Twist-draw
valance-
spanning, with
lock in recessed
dish LARGE



THW001
Steel Telescoping
Handle with 4
ballbearing
recessed rubber
wheels



STA003
Nickelplate,
Steel



HM Heavy-duty mill finish
Valance with gasket



LOC011 Combo lock, black

Design a Guardsman® Case:

Company Name: _____

Address: _____

Contact: _____

Phone Number: _____ Fax Number: _____

Request for quote: _____ Order: _____

Quantity:



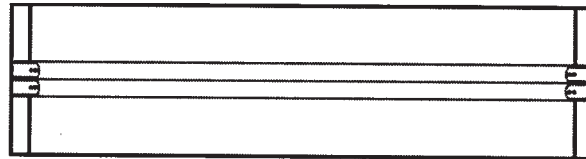
Case Selected: _____

T=Trunk

D=Deep Removable Lid

O=Other

with a shallow body



B=Briefcase

Color: Black _____ Gray _____ Blue _____ Yellow _____ Orange _____ Green _____ Other _____

Cavity Size or Usable Space Needed (Inside foam lining)

L-R _____ F-B _____ Lid Depth _____ Base Depth _____

Hardware:

Latch _____ QTY _____ Handle _____ QTY _____

Hinge _____ QTY _____ Lid Stay _____

Combo Lock? Yes _____ No _____ Telescoping Handle & Wheels? Yes _____ No _____

Casters _____ Qty _____ Other _____

Name Plate _____ Label Plate (5"x8") _____

(Must supply camera-ready artwork to size, and note position on case for logos or nameplates.)

Other options _____

Foam Lining? Yes _____ No _____

Charcoal Cross-linked Polyethylene 1/2" _____ 1" _____ 1 1/2" _____ 2" _____ Other _____

Charcoal Ester Urethane 1/2" _____ 1" _____ 2" _____ 3" _____ Other _____

Pink Anti-Static 1/2" _____ 1" _____ 1 1/2" _____ 2" _____ Other _____

Custom Foam? Yes _____ No _____

For a quote on custom foam, it will be necessary to provide a foam layout drawing, a list of items to be in 11

Design Your Molded Case:

Company Name: _____

Address: _____

Contact: _____

Phone Number: _____ Fax Number: _____

Request for quote: _____ Order: _____

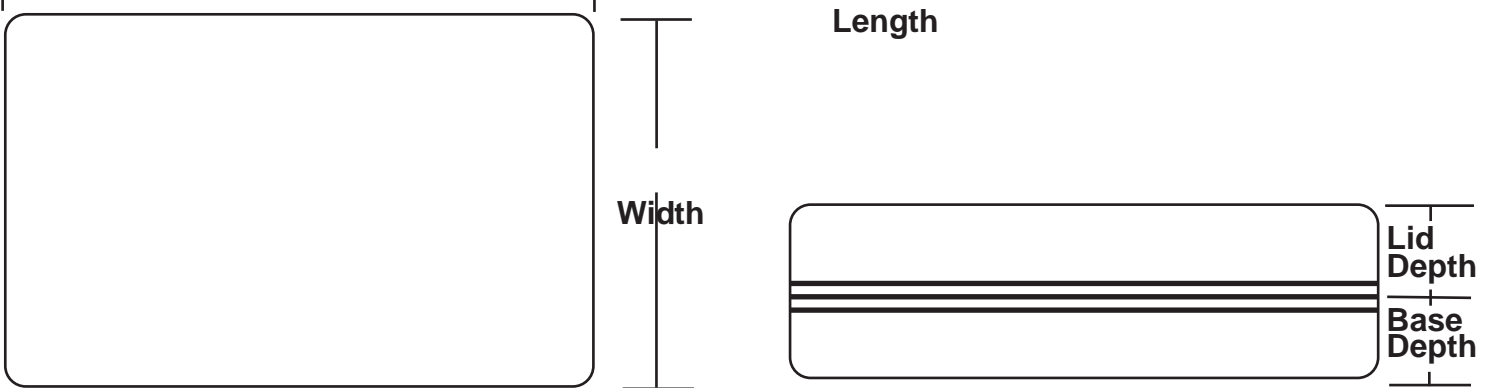
Quantity (25 or more): _____

Determine whether you want a Light-Duty, Medium Duty, or Heavy-Duty case. Turn to appropriate section of the catalog. (For Guardsman ATA Cases, see order information in Guardsman section.) Make selections below from information in this Engineering Catalog.

Part Number: _____ Shell Style: _____

Length: _____ Width: _____

Lid Depth: _____ Base Depth: _____



Material: ABS _____ POLY _____ SM (Available LD and MD only) _____

Color: (Black if not specified) _____

(Contact Platt Engineering Department for color options and minimums.)

Valance Type: _____

Hardware:

Latch _____ QTY _____ Handle _____ QTY _____

Hinge _____ QTY _____ Lid Stay _____ QTY _____

Combo Lock? Yes _____ No _____

If No, please specify _____ QTY _____

Other Hardware _____

Silk-screen Logo _____ Name Plate _____ Molded-in Logo _____

(Must supply camera-ready artwork to size, and note position on case for logos or nameplates.)

Foam: Yes _____ No _____

For a quote on custom foam, it will be necessary to provide a foam drawing, a list of items to be in foam (with dimensions and weights) or furnish the items to Platt so we can do design. Your local Platt sales rep will be able to assist you also. Fax this form to Platt Luggage and we will provide a quote or design assistance.

Options & Accessories:

Shown are just some of the options that Platt can furnish. Please contact our Engineering Department for availability.

Platt can die-cut custom foam or mold custom inserts.



We have standard literature pockets which can be added to your case, or we can design a custom pocket for you.



Platt can furnish a wide variety of colorful custom nameplates for your case.



Molded in, or silk-screened logos can be furnished on your case.

Platt can furnish custom doors, dividers, or tool pallets for your case.



Shoulder straps, of course, can be furnished on all cases.



Limited Space prevents us from showing all options available. However, a call to Platt's Engineering Department at (1-800-997-5288) will help you quickly determine whether your special option need can be done, or perhaps we can suggest a viable alternative. If you don't ask us, you'll never know if we can build your case your way!

Other Case Options:



Soft-sewn:

Platt Luggage, the company that started life sewing leather harness and then moved into sewn leather luggage, still makes sewn cases of all types today.



The design options are almost unlimited. In addition to Soft-sewn cases, we produce pouches, pockets, padded cases, foam-filled soft cases, plus numerous other workplace styles.

We work primarily with Cordura and coated vinyl, but other materials are available in a wide range of colors, depending on your application and your preference.

Blow-Molded:

Platt also has a full line of blow-molded cases. These are manufactured from prime, high-density black polyethylene, with double wall construction. Their textured exteriors resist dents, cracking and scuffing. These shells are unaffected by extreme temperatures.

Their hardware features mechanical latches which are field-replaceable, and a mechanical hinge system that lasts extremely well. All cases meet U.S.



94B Specifications as an electrical insulator, and are impervious to chemical attack. Some sizes can be purchased as stock “make-your-own” cases from our national and international network of knowledgeable distributors.



Please contact our Engineering Department, to discuss your application and to customize a blow-molded case to meet your requirements.



4051 W. 51st Street, Chicago, IL 60632-4211
1-800-99 PLATT (997-5288) FAX: 1-773-838-2010
www.PLATT CASES.com